

MUNICIPIO DEL NAYAR  
ESTADO DE NAYARIT  
**Estado de Situación Financiera**  
**AL 30/SEP/2017**  
(Cifras en pesos y centavos)

<b>ACTIVO</b>		
<u><b>ACTIVO CIRCULANTE</b></u>		
EFFECTIVO	\$80,000.00	
BANCOS/TESORERÍA	\$11,427,064.29	
DEPÓSITOS DE FONDOS DE TERCEROS EN GARANTÍA Y	\$15,252.00	
INVERSIONES FINANCIERAS DE CORTO PLAZO	\$1,217.89	
DEUDORES DIVERSOS POR COBRAR A CORTO PLAZO	\$6,994,550.29	
DEUDORES POR ANTICIPOS DE LA TESORERÍA A CORTO	\$1,269,710.25	
ANTICIPO A PROVEEDORES POR ADQUISICIÓN DE BIEN	\$25,000.00	
ANTICIPO A CONTRATISTAS POR OBRAS PÚBLICAS A C	\$16,250,079.22	
Suma ACTIVO CIRCULANTE		\$36,062,873.94
<u><b>ACTIVO NO CIRCULANTE</b></u>		
TERRENOS	\$7,930,739.38	
CONSTRUCCIONES EN PROCESO EN BIENES DE DOMINI	\$126,328,147.84	
MOBILIARIO Y EQUIPO DE ADMINISTRACIÓN	\$899,505.43	
MOBILIARIO Y EQUIPO EDUCACIONAL Y RECREATIVO	\$29,924.52	
VEHICULOS Y EQUIPO DE TRANSPORTE	\$4,781,900.00	
MAQUINARIA, OTROS EQUIPOS Y HERRAMIENTAS	\$285,052.16	
SOFTWARE	\$27,949.64	
ESTUDIOS, FORMULACIÓN Y EVALUACIÓN DE PROYECT	\$2,562,316.10	
Suma ACTIVO NO CIRCULANTE		\$142,845,535.07
<b>TOTAL DE ACTIVO</b>		<u><b>\$178,908,409.01</b></u>
<b>PASIVO</b>		
<u><b>PASIVO CIRCULANTE</b></u>		
SERVICIOS PERSONALES POR PAGAR A CORTO PLAZO	\$468,436.89	
PROVEEDORES POR PAGAR A CORTO PLAZO	\$1,281,917.44	
CONTRATISTAS POR OBRAS PÚBLICAS POR PAGAR A C	\$12,782,923.38	
TRANSFERENCIAS OTORGADAS POR PAGAR A CORTO P	\$24,000.00	
RETENCIONES Y CONTRIBUCIONES POR PAGAR A CORT	\$9,367,471.02	
OTRAS CUENTAS POR PAGAR A CORTO PLAZO	\$682,969.15	
OTROS DOCUMENTOS POR PAGAR A CORTO PLAZO	\$1,946.89	
Suma PASIVO CIRCULANTE		\$24,609,664.77
<u><b>PASIVO NO CIRCULANTE</b></u>		
OTROS DOCUMENTOS POR PAGAR A LARGO PLAZO	\$18,772.50	
Suma PASIVO NO CIRCULANTE		\$18,772.50
<b>TOTAL DE PASIVO</b>		<u><b>\$24,628,437.27</b></u>
<b>PATRIMONIO</b>		
<u><b>HACIENDA PÚBLICA /PATRIMONIO GENERADO</b></u>		
RESULTADO DEL EJERCICIO (AHORRO)	\$132,802,324.04	
RESULTADOS DE EJERCICIOS ANTERIORES	\$21,477,647.70	
Suma HACIENDA PÚBLICA /PATRIMONIO GENERADO		\$154,279,971.74
<b>TOTAL DE PATRIMONIO</b>		<u><b>\$154,279,971.74</b></u>
<b>TOTAL DE PASIVO Y PATRIMONIO</b>		<u><b>\$178,908,409.01</b></u>

  
C. ADAN FRAUSTO ARELLANO  
PRESIDENTE MUNICIPAL

  
LAE. NORMA CRISTAL ALVAREZ LOPEZ  
TESORERA MUNICIPAL

	2017	%	2016	%
<b>1.- INGRESOS Y OTROS BENEFICIOS</b>				
INGRESOS DE GESTIÓN	1,381,613.11	0.65	1,073,621.94	0.55
<b>DERECHOS</b>	<b>1,094,695.01</b>	<b>0.52</b>	<b>974,954.20</b>	<b>0.50</b>
DERECHOS POR PRESTACIÓN DE SERVICIOS	1,094,695.01	0.52	944,929.17	0.49
OTROS DERECHOS	0.00	0.00	30,025.03	0.02
<b>PRODUCTOS DE TIPO CORRIENTE</b>	<b>56,741.65</b>	<b>0.03</b>	<b>14,716.86</b>	<b>0.01</b>
PRODUCTOS DERIVADOS DEL USO Y APROVECHAMIENTO D	56,741.65	0.03	14,716.86	0.01
<b>APROVECHAMIENTOS DE TIPO CORRIENTE</b>	<b>230,176.45</b>	<b>0.11</b>	<b>83,950.88</b>	<b>0.04</b>
MULTAS	1,607.19	0.00	2,857.16	0.00
APROVECHAMIENTOS POR APORTACIONES Y COOPERACIO	228,569.26	0.11	81,093.72	0.04
PARTICIPACIONES, APORTACIONES, TRANSFERENCIAS, ASI	210,962,095.61	99.35	192,512,401.48	99.45
<b>PARTICIPACIONES Y APORTACIONES</b>	<b>210,962,095.61</b>	<b>99.35</b>	<b>192,512,401.48</b>	<b>99.45</b>
PARTICIPACIONES	35,823,246.48	16.87	31,314,709.25	16.18
APORTACIONES	139,733,987.60	65.81	116,942,631.49	60.41
CONVENIOS	35,404,861.53	16.67	44,255,060.74	22.86
<b>Total de Ingresos y Otros Beneficios</b>	<b>212,343,708.72</b>	<b>100.00</b>	<b>193,586,023.42</b>	<b>100.00</b>
<b>2.- GASTOS Y OTRAS PERDIDAS</b>				
GASTOS DE FUNCIONAMIENTO	14,318,109.86	17.52	13,821,162.06	36.90
<b>SERVICIOS PERSONALES</b>	<b>10,237.50</b>	<b>0.01</b>	<b>4,095.00</b>	<b>0.01</b>
OTRAS PRESTACIONES SOCIALES Y ECONÓMICAS	10,237.50	0.01	4,095.00	0.01
<b>MATERIALES Y SUMINISTROS</b>	<b>5,809,961.69</b>	<b>7.11</b>	<b>4,727,855.65</b>	<b>12.62</b>
MATERIALES DE ADMINISTRACIÓN, EMISIÓN DE DOCUMENTOS	887,545.99	1.09	522,080.50	1.39
ALIMENTOS Y UTENSILIOS	334,074.12	0.41	421,963.60	1.13
MATERIALES Y ARTÍCULOS DE CONSTRUCCIÓN Y DE REPAR	741,107.66	0.91	790,388.36	2.11
PRODUCTOS QUÍMICOS, FARMACÉUTICOS Y DE LABORAT	344.52	0.00	7,894.12	0.02
COMBUSTIBLES, LUBRICANTES Y ADITIVOS	2,401,030.50	2.94	1,914,879.36	5.11
VESTUARIO, BLANCOS, PRENDAS DE PROTECCIÓN Y ARTÍC	496,021.42	0.61	410,908.41	1.10
HERRAMIENTAS, REFACCIONES Y ACCESORIOS MENORES	949,837.48	1.16	659,741.30	1.76
<b>SERVICIOS GENERALES</b>	<b>8,497,910.67</b>	<b>10.40</b>	<b>9,089,211.41</b>	<b>24.27</b>
SERVICIOS BÁSICOS	3,235,978.53	3.96	1,961,877.58	5.24
SERVICIOS DE ARRENDAMIENTO	550,548.03	0.67	352,350.76	0.94
SERVICIOS PROFESIONALES, CIENTÍFICOS Y TÉCNICOS Y	2,753,839.64	3.37	2,823,240.34	7.54
SERVICIOS FINANCIEROS, BANCARIOS Y COMERCIALES	243,759.00	0.30	11,674.40	0.03
SERVICIOS DE INSTALACIÓN, REPARACIÓN, MANTENIMIEN	273,476.99	0.33	210,873.32	0.56
SERVICIOS DE COMUNICACIÓN SOCIAL Y PUBLICIDAD	7,391.76	0.01	5,250.00	0.01
SERVICIOS DE TRASLADO Y VIÁTICOS	477,369.03	0.58	452,646.33	1.21
SERVICIOS OFICIALES	896,116.49	1.10	734,102.55	1.96
OTROS SERVICIOS GENERALES	59,431.20	0.07	2,537,196.13	6.77
TRANSFERENCIAS, ASIGNACIONES, SUBSIDIOS Y OTRAS AY	6,443,790.61	7.88	5,131,753.32	13.70
<b>TRANSFERENCIAS INTERNAS Y ASIGNACIONES AL SECT</b>	<b>4,356,769.65</b>	<b>5.33</b>	<b>3,294,137.68</b>	<b>8.79</b>
ASIGNACIONES AL SECTOR PÚBLICO	4,356,769.65	5.33	3,294,137.68	8.79
<b>AYUDAS SOCIALES</b>	<b>2,087,020.96</b>	<b>2.55</b>	<b>1,837,615.64</b>	<b>4.91</b>
AYUDAS SOCIALES A PERSONAS	2,087,020.96	2.55	1,837,615.64	4.91
INTERESES, COMISIONES Y OTROS GASTOS DE LA DEUDA P	188,232.21	0.23	264,242.29	0.71
<b>INTERESES DE LA DEUDA PÚBLICA</b>	<b>188,232.21</b>	<b>0.23</b>	<b>264,242.29</b>	<b>0.71</b>
INTERESES DE LA DEUDA PÚBLICA INTERNA	188,232.21	0.23	264,242.29	0.71
OTROS GASTOS Y PÉRDIDAS EXTRAORDINARIAS	36,244,206.96	44.34		
<b>ESTIMACIONES, DEPRECIACIONES, DETERIOROS, OBSOL</b>	<b>36,244,206.96</b>	<b>44.34</b>		
DISMINUCION DE BIENES POR PÉRDIDA, OBSOLESCENCIA Y	36,244,206.96	44.34		

	2017	%	2016	%
(Cifras en pesos y centavos)				
GASTOS DE FUNCIONAMIENTO	24,547,045.04	30.03	18,240,419.59	48.70
<b>SERVICIOS PERSONALES</b>	<b>24,547,045.04</b>	<b>30.03</b>	<b>18,240,419.59</b>	<b>48.70</b>
REMUNERACIONES AL PERSONAL DE CARÁCTER PERMANENTE	11,235,938.00	13.75	11,407,519.37	30.45
REMUNERACIONES AL PERSONAL DE CARÁCTER TRANSITORIO	0.00	0.00	2,861.85	0.01
REMUNERACIONES ADICIONALES Y ESPECIALES	13,311,107.04	16.28	6,830,038.37	18.23
<b>Total de Gastos y Otras Pérdidas</b>	<b>81,741,384.68</b>	<b>100.00</b>	<b>37,457,577.26</b>	<b>100.00</b>
<b>Resultado del Ejercicio (Ahorro/Desahorro)</b>	<b>130,602,324.04</b>		<b>156,128,446.16</b>	

C. ADAN FRAUSTO ARELLANO  
PRESIDENTE MUNICIPAL

LAE. NORMA CRISTAL ALVAREZ LOPEZ  
TESORERA MUNICIPAL

MUNICIPIO DEL NAYAR  
ESTADO DE NAYARIT  
Analítico Mensual de Egresos Pagados al 30/sep/17 (Cuentas Acumulativas)  
(Cifras en pesos y centavos)

Partida	DESCRIPCIÓN	Ene	Feb	Mar	Abr	May	Jun	Jul	Agg	Sep	Oct	Nov	Dic	Total (2)	Diferencia (1-2)
10000	SERVICIOS PERSONALES	2,046,890.82	2,088,295.24	2,491,245.18	2,509,590.05	2,279,374.92	2,800,130.17	2,295,157.38	7,288,235.66	778,363.12	0.00	0.00	0.00	24,557,282.54	7,907,574.90
11000	REMUNERACIONES AL PERSONA	17,286,044.27	1,316,749.76	1,320,269.56	1,330,582.01	1,322,476.99	1,320,900.94	1,295,174.68	1,992,998.23	632.59	0.00	0.00	0.00	11,235,938.00	6,050,106.27
13000	REMUNERACIONES ADICIONAL	15,165,988.17	728,776.06	1,159,610.62	1,177,643.04	955,532.93	1,477,864.23	998,617.70	5,274,594.93	777,730.53	0.00	0.00	0.00	13,311,107.04	1,854,881.13
15000	OTRAS PRESTACIONES SOCIALES	12,825.00	1,365.00	1,365.00	1,365.00	1,365.00	1,365.00	1,365.00	682.50	0.00	0.00	0.00	0.00	10,237.50	2,887.50
20000	MATERIALES Y SUMINISTROS	9,323,051.83	578,915.21	653,374.72	630,513.54	862,461.80	729,793.18	641,732.27	715,821.18	318,630.61	0.00	0.00	0.00	5,809,961.69	3,513,090.14
21000	MATERIALES DE ADMINISTRACI	1,102,359.45	174,948.54	52,981.30	110,304.07	79,781.30	105,292.05	101,380.36	188,614.83	41,090.34	0.00	0.00	0.00	887,545.99	214,813.46
22000	ALIMENTOS Y UTENSILIOS	398,015.73	1,977.43	64,881.39	19,196.84	4,767.78	102,607.37	18,593.25	36,636.41	55,168.74	0.00	0.00	0.00	334,074.12	63,941.61
24000	MATERIALES Y ARTICULOS DE C	915,662.61	116,840.00	143,680.58	64,340.40	8,288.36	116,262.64	112,061.80	115,874.26	0.00	0.00	0.00	0.00	741,107.66	174,554.95
25000	PRODUCTOS QUIMICOS, FARMAC	9,553.68	0.00	344.52	0.00	0.00	0.00	0.00	0.00	0.00	0.00	0.00	0.00	344.52	9,209.16
26000	COMBUSTIBLES, LUBRICANTES Y	3,923,704.85	258,369.24	249,126.11	355,501.50	146,413.03	396,242.55	301,346.75	252,626.58	192,994.72	0.00	0.00	0.00	2,401,030.50	1,522,674.35
27000	VESTUARIO, BLANCOS, PRENDAS	1,070,241.99	0.00	4,827.91	1,274.98	347,333.00	26,037.96	93,913.60	22,633.97	0.00	0.00	0.00	0.00	496,021.42	574,220.57
29000	HERRAMIENTAS, REFACCIONES Y	1,903,313.52	26,780.00	137,532.91	79,895.75	250,389.20	153,329.15	108,351.11	99,435.03	29,378.81	0.00	0.00	0.00	949,937.48	953,476.04
30000	SERVICIOS GENERALES	12,260,634.99	584,820.31	391,548.45	1,460,241.88	1,248,804.97	995,017.72	661,795.57	810,965.58	785,777.83	1,548,938.36	0.00	0.00	8,487,910.67	3,772,724.32
31000	SERVICIOS BASICOS	4,183,314.26	308,670.00	224,539.04	313,345.00	242,691.00	626,163.00	521,298.00	499,183.54	397,559.94	102,529.01	0.00	0.00	3,235,978.53	947,335.73
32000	SERVICIOS DE ARRENDAMIENTO	597,887.20	8,577.50	7,540.00	119,108.85	68,932.00	41,505.73	40,312.74	157,427.64	43,956.02	65,187.55	0.00	0.00	550,548.03	47,339.17
33000	SERVICIOS PROFESIONALES, CIE	4,688,249.15	84,573.20	44,142.48	619,685.68	610,248.08	196,571.40	12,168.40	130,586.80	1,088,302.00	0.00	0.00	0.00	7,443,939.64	1,924,409.51
34000	SERVICIOS FINANCIEROS, BANCA	322,623.03	6,301.12	24,786.88	24,877.36	24,692.92	24,819.36	24,692.92	56,887.64	32,074.00	0.00	0.00	0.00	243,759.00	78,864.03
35000	SERVICIOS DE INSTALACION, RE	893,765.57	33,003.18	40,352.05	33,662.65	32,680.30	25,072.82	11,952.03	8,384.00	1,818.00	0.00	0.00	0.00	273,476.99	620,288.58
36000	SERVICIOS DE COMUNICACION S	16,506.40	0.00	0.00	0.00	0.00	2,750.48	0.00	4,641.28	0.00	0.00	0.00	0.00	7,391.76	9,114.64
37000	SERVICIOS DE TRASLADO Y VIA	630,445.91	29,863.00	47,089.00	80,918.00	58,410.00	42,970.00	78,512.00	51,377.03	44,630.00	0.00	0.00	0.00	477,369.03	153,076.88
38000	SERVICIOS OFICIALES	869,698.96	108,906.31	0.00	257,711.34	209,488.67	71,341.41	0.00	18,952.00	216,101.60	0.00	0.00	0.00	896,116.49	-26,417.53
39000	OTROS SERVICIOS GENERALES	78,144.51	4,926.00	3,099.00	10,913.00	3,662.00	6,574.00	5,021.00	6,328.00	18,296.20	0.00	0.00	0.00	59,431.20	18,713.31
40000	TRANSFERENCIAS, ASIGNACIONES, SUB	6,584,200.10	806,286.21	747,976.01	585,077.76	584,721.22	836,647.82	685,727.34	703,780.81	1,217,637.44	271,936.00	0.00	0.00	6,419,790.61	144,409.49
41000	TRANSFERENCIAS INTERNAS Y A	4,596,290.00	607,937.64	575,804.23	420,281.28	423,965.28	437,642.64	452,525.28	387,525.28	1,011,088.02	40,000.00	0.00	0.00	4,356,769.65	239,520.35
44000	AYUDAS SOCIALES	1,987,910.10	198,348.57	172,171.78	164,796.48	160,759.94	399,005.18	213,202.06	316,255.53	206,549.42	231,936.00	0.00	0.00	2,063,020.96	-95,110.86
50000	BIENES MUEBLES E INTANG	1,587,403.15	0.00	0.00	26,600.00	260,972.16	14,742.02	23,771.00	14,650.00	1,199,162.00	0.00	0.00	0.00	1,539,897.18	47,505.97
51000	MOBILIARIO Y EQUIPO DE ADMIN	124,450.99	0.00	0.00	26,600.00	0.00	14,742.02	23,771.00	3,850.00	10,962.00	0.00	0.00	0.00	79,925.02	44,525.97
54000	VEHICULOS Y EQUIPO DE TRANS	1,188,200.00	0.00	0.00	0.00	0.00	0.00	0.00	1,188,200.00	0.00	0.00	0.00	0.00	1,188,200.00	0.00
56000	MAQUINARIA, OTROS EQUIPOS Y	274,752.16	0.00	0.00	0.00	260,972.16	0.00	0.00	10,800.00	0.00	0.00	0.00	0.00	271,772.16	2,980.00
60000	INVERSION PUBLICA	200,632,699.32	0.00	836,169.18	7,245,951.05	8,154,647.73	34,763,383.59	11,734,046.95	29,364,131.44	24,834,075.57	29,340,968.08	0.00	0.00	146,273,373.59	54,359,325.73
61000	OBRA PUBLICA EN BIENES DE DO	200,632,699.32	0.00	836,169.18	7,245,951.05	8,154,647.73	34,763,383.59	11,734,046.95	29,364,131.44	24,834,075.57	29,340,968.08	0.00	0.00	146,273,373.59	54,359,325.73
90000	DEUDA PUBLICA	2,388,232.21	0.00	710,737.09	563,647.13	559,464.64	554,383.35	0.00	0.00	0.00	0.00	0.00	0.00	2,388,232.21	0.00
91000	AMORTIZACION DE LA DEUDA P	2,200,000.00	0.00	550,000.00	550,000.00	550,000.00	550,000.00	0.00	0.00	0.00	0.00	0.00	0.00	2,200,000.00	0.00
92000	INTERESES DE LA DEUDA PUBLIC	188,232.21	0.00	160,737.09	13,647.13	9,464.64	4,383.35	0.00	0.00	0.00	0.00	0.00	0.00	188,232.21	0.00
<b>Total=&gt;</b>		265,221,079.04	4,016,912.55	5,428,100.89	13,003,276.54	14,180,662.57	40,173,342.60	16,584,190.21	33,830,417.48	36,020,709.68	32,258,836.17	0.00	0.00	195,476,448.49	69,744,630.55

Total=>

MUNICIPIO DEL NAYAR  
ESTADO DE NAYARIT  
Analitico Mensual de Egresos Pagados al 30/sep/17 (Cuentas Acumulativas)


Tipo de Cstio: (Total)

Partida	DESCRIPCIÓN	Presupuesto Modificado (1)	Ene	Feb	Mar	Abr	May	Jun	Jul	Ago	Sep	Oct	Nov	Dic	Total (2)	Diferencia (1-2)
---------	-------------	----------------------------	-----	-----	-----	-----	-----	-----	-----	-----	-----	-----	-----	-----	-----------	------------------

C. ADAN FRAUSTO ARELLANO  
PRESIDENTE MUNICIPAL



LAE. NORMA CRISTAL ALVAREZ LOPEZ  
TESORERA MUNICIPAL



**ESTADO ANALITICO DE INGRESOS PRESUPUESTALES**

AL 30/sep/2017 (Cuentas con movimiento)

(Cifras en pesos y centavos)

Fuente de Ingresos	Ley de Ingresos + Ampliaciones -Reducciones Estimada		(1) Ley de Ingresos Modificada		Ingresos Devengado		(2) Ingresos Recaudados		Devengado por Recaudar	Avance de Recaudación 2 / 1
<b>Impuestos sobre el patrimonio</b>										
IMPUESTO PREDIAL	11,500.00	0.00	11,500.00	0.00	0.00	0.00	0.00	0.00	0.00	0.00%
IMP. S./ADQUISICION DE BIENES INMUEB	6,500.00	0.00	6,500.00	0.00	0.00	0.00	0.00	0.00	0.00	0.00%
	5,000.00	0.00	5,000.00	0.00	0.00	0.00	0.00	0.00	0.00	0.00%
	1,787,000.00	886,799.82	2,673,799.82	1,094,695.01	1,094,695.01	0.00	40.94%			
<b>Derechos por el uso, goce, aprovechamiento o explot</b>										
COMERCIANTEs AMBULANTEs DE BIENES Y S	130,000.00	0.00	130,000.00	0.00	0.00	0.00	0.00	0.00	0.00	0.00%
<b>Derechos por prestación de servicios</b>										
RASTRO MUNICIPAL	1,657,000.00	886,799.82	2,543,799.82	1,094,695.01	1,094,695.01	0.00	43.03%			
REGISTRO CIVIL	5,000.00	0.00	5,000.00	3,666.00	3,666.00	0.00	73.32%			
SEGURIDAD PUBLICA	180,000.00	0.00	180,000.00	46,528.28	46,528.28	0.00	25.85%			
LICENCIAS DE USO DE SUELO	10,000.00	0.00	10,000.00	38,403.30	38,403.30	0.00	384.03%			
PERMISOS, LICENCIAS Y REGISTRO EN EL R	5,000.00	0.00	5,000.00	0.00	0.00	0.00	0.00%			
ACCESO A LA INFORMACION	1,000,000.00	0.00	1,000,000.00	552,443.81	552,443.81	0.00	55.24%			
CONSTANCIAS, CERTIFICACIONES Y LEGALI	7,000.00	0.00	7,000.00	0.00	0.00	0.00	0.00%			
OTROS DERECHOS	100,000.00	251,016.94	351,016.94	133,762.18	133,762.18	0.00	38.11%			
INGRESOS (OROMAPAS)	50,000.00	635,782.88	685,782.88	319,891.44	319,891.44	0.00	46.65%			
	300,000.00	0.00	300,000.00	0.00	0.00	0.00	0.00%			
	57,000.00	0.00	57,000.00	56,741.65	56,741.65	0.00	99.55%			
<b>Productos de tipo corriente</b>										
PRODUCTOS FINANCIEROS	57,000.00	0.00	57,000.00	56,741.65	56,741.65	0.00	99.55%			
OTROS PRODUCTOS	40,000.00	0.00	40,000.00	56,741.65	56,741.65	0.00	141.85%			
	17,000.00	0.00	17,000.00	0.00	0.00	0.00	0.00%			
	310,000.00	117,474.94	427,474.94	230,176.45	230,176.45	0.00	53.85%			
<b>Aprovechamiento de tipo Corriente</b>										
MULTAS	30,000.00	0.00	30,000.00	1,607.19	1,607.19	0.00	5.36%			
<b>Aprovechamiento de tipo Corriente</b>										
REINTEGROS	30,000.00	0.00	30,000.00	1,607.19	1,607.19	0.00	5.36%			
<b>Aprovechamiento de tipo Corriente</b>										
REINTEGROS	80,000.00	0.00	80,000.00	0.00	0.00	0.00	0.00%			
<b>Aprovechamiento de tipo Corriente</b>										
APROVECHAMIENTOS POR APORTACIONES Y C	200,000.00	0.00	200,000.00	228,569.26	228,569.26	0.00	114.28%			
REFERENDO 2016 OIC	0.00	117,474.94	117,474.94	0.00	0.00	0.00	0.00%			
	156,111	3,48	105,868,410.80	262,051,304.28	210,962,51	210,962,095.61	80.50%			

MUNICIPIO DEL NAYAR  
ESTADO DE NAYARIT  
**ESTAL - ANALITICO DE INGRESOS PRESUPUESTALES**  
AL 30/sep/2017 (Cuentas con movimiento)  
(Cifras en pesos y centavos)

Fuente de Ingresos	Ley de Ingresos Estimada	+ Ampliaciones -Reducciones	(1) Ley de Ingresos Modificada		Ingresos Devengado	(2) Ingresos Recaudados		Devengado por Recaudar	Avance de Recaudación 2 / 1
			Ingresos	Devengado		Recaudados	Recaudar		
<b>Participaciones</b>	<b>38,221,465.57</b>	<b>4,538,697.26</b>	<b>42,760,162.83</b>	<b>35,823,246.48</b>	<b>35,823,246.48</b>	<b>0.00</b>	<b>83.78%</b>		
FONDO GENERAL DE PARTICIPACIONES	20,181,784.00	0.00	20,181,784.00	18,333,876.57	18,333,876.57	0.00	90.84%		
FONDO DE FOMENTO MUNICIPAL	6,879,094.63	0.00	6,879,094.63	5,315,570.22	5,315,570.22	0.00	77.27%		
IMPUESTO ESPECIAL SOBRE PRODUCCION Y S	1,964,511.00	0.00	1,964,511.00	1,484,575.12	1,484,575.12	0.00	75.57%		
FONDO DE FISCALIZACION (FOFIE)	1,419,680.00	0.00	1,419,680.00	1,003,537.42	1,003,537.42	0.00	70.69%		
I. E. P. S. GASOLINA Y DIESEL	1,545,407.00	0.00	1,545,407.00	959,557.27	959,557.27	0.00	62.09%		
FONDO DE COMPENSACIONES (FOCO)	6,024,106.94	0.00	6,024,106.94	3,481,090.16	3,481,090.16	0.00	57.79%		
I. S. A. N.	206,879.00	0.00	206,879.00	230,958.28	230,958.28	0.00	111.64%		
FONDO DE COMPENSACION I. S. A. N.	1.00	23,914.36	23,915.36	0.00	0.00	0.00	0.00%		
TENENCIA VEHICULAR	1.00	4,230.44	4,231.44	2,115.22	2,115.22	0.00	49.99%		
INGRESOS COORDINADOS MUNICIPALES	0.00	43,865.46	43,865.46	26,537.22	26,537.22	0.00	60.50%		
FONDO IMPUESTO SOBRE LA RENTA	1.00	4,466,687.00	4,466,688.00	4,985,429.00	4,985,429.00	0.00	111.61%		
<b>Aportaciones</b>	<b>117,961,426.91</b>	<b>54,686,348.81</b>	<b>172,647,775.72</b>	<b>139,733,987.60</b>	<b>139,733,987.60</b>	<b>0.00</b>	<b>80.94%</b>		
FATS	99,639,976.47	33,986,478.98	133,626,455.45	106,901,164.56	106,901,164.56	0.00	80.00%		
FORTAMUN	18,321,450.44	6,432,539.83	24,753,990.27	18,565,493.04	18,565,493.04	0.00	75.00%		
FONDO VIII FONDO DE FORTALECIMIENTO D	0.00	879,067.00	879,067.00	879,067.00	879,067.00	0.00	100.00%		
FISE APORTACION ESTATAL	0.00	13,388,263.00	13,388,263.00	13,388,263.00	13,388,263.00	0.00	100.00%		
<b>CONVENIOS RAMO VI</b>	<b>0.00</b>	<b>32,208,811.75</b>	<b>32,208,811.75</b>	<b>30,099,659.04</b>	<b>30,099,659.04</b>	<b>0.00</b>	<b>93.45%</b>		
CDI APORTACION FEDERAL	0.00	28,182,710.27	28,182,710.27	27,449,094.79	27,449,094.79	0.00	97.40%		
CDI APORTACION ESTATAL	0.00	4,026,101.48	4,026,101.48	2,649,964.25	2,649,964.25	0.00	65.82%		
<b>CONVENIOS RAMO XX</b>	<b>1.00</b>	<b>0.00</b>	<b>1.00</b>	<b>0.00</b>	<b>0.00</b>	<b>0.00</b>	<b>0.00%</b>		
CONVENIOS	1.00	0.00	1.00	0.00	0.00	0.00	0.00%		
<b>CONVENIOS RAMO XXIII</b>	<b>0.00</b>	<b>13,895,972.98</b>	<b>13,895,972.98</b>	<b>4,788,212.49</b>	<b>4,788,212.49</b>	<b>0.00</b>	<b>34.46%</b>		
FEIEM FORTALECE 2017	0.00	2,044,556.00	2,044,556.00	2,044,555.75	2,044,555.75	0.00	100.00%		
FEIEM FORTALECE 2-2017	0.00	11,851,416.98	11,851,416.98	2,743,656.74	2,743,656.74	0.00	23.15%		
<b>RAMO 16</b>	<b>0.00</b>	<b>538,580.00</b>	<b>538,580.00</b>	<b>517,590.00</b>	<b>517,590.00</b>	<b>0.00</b>	<b>96.10%</b>		
CONAFOR SANIDAD	0.00	209,900.00	209,900.00	188,910.00	188,910.00	0.00	90.00%		
CONAFOR BRIGADAS CONTRA INCENDIOS	0.00	328,680.00	328,680.00	328,680.00	328,680.00	0.00	100.00%		
<b>Total=&gt;</b>	<b>158,348,393.48</b>	<b>106,872,685.56</b>	<b>265,221,079.04</b>	<b>212,343,708.72</b>	<b>212,343,708.72</b>	<b>0.00</b>	<b>80.06%</b>		

C. ADAN FRAUSTO ARELLANO  
PRESIDENTE MUNICIPAL

LAE. NORMA CRISTAL ALVAREZ LOPEZ  
TESORERA MUNICIPAL

*[Handwritten signatures and marks at the bottom of the page]*

MUNICIPIO DEL NAYAR  
ESTADO DE NAYARIT  
Estado Analítico de Ingresos Recaudado del 1/Jul al 30/sep/17 (Cuentas con movimiento)  
(Cifras en pesos y centavos)

Fecha de Impresión: 25-oct-17  
Página: 1

Cuenta	Fuente de Ingresos	Ley de Ingresos Modificada	Saldo Anterior Recaudado	Recaudado en el Periodo	Saldo Final Recaudado	Presupuesto por Recaudar
10		11,500.00	0.00	0.00	0.00	11,500.00
12	Impuestos sobre el patrimonio	11,500.00	0.00	0.00	0.00	11,500.00
12-01	IMPUESTO PREDIAL	6,500.00	0.00	0.00	0.00	6,500.00
12-02	IMP.TO. S/ADQUISICION DE BIENES INMUEBLES	5,000.00	0.00	0.00	0.00	5,000.00
40		2,673,799.82	993,754.88	100,940.13	1,094,695.01	1,579,104.81
41	Derechos por el uso, goce, aprovechamiento o	130,000.00	0.00	0.00	0.00	130,000.00
41-01	COMERCIANTE AMBULANTES DE BIENES Y SERVICI	130,000.00	0.00	0.00	0.00	130,000.00
43	Derechos por prestación de servicios	2,543,799.82	993,754.88	100,940.13	1,094,695.01	1,449,104.81
43-01	RASTRO MUNICIPAL	5,000.00	3,393.00	273.00	3,666.00	1,334.00
43-02	REGISTRO CIVIL	180,000.00	32,861.04	13,667.24	46,528.28	133,471.72
43-03	SEGURIDAD PUBLICA	10,000.00	0.00	38,403.30	38,403.30	-28,403.30
43-04	LICENCIAS DE USO DE SUELO	5,000.00	0.00	0.00	0.00	5,000.00
43-05	PERMISOS, LICENCIAS Y REGISTRO EN EL RAMO D	1,000,000.00	514,100.93	38,342.88	552,443.81	447,556.19
43-06	ACCESO A LA INFORMACION	7,000.00	0.00	0.00	0.00	7,000.00
43-07	CONSTANCIAS, CERTIFICACIONES Y LEGALIZACION	351,016.94	125,508.47	8,253.71	133,762.18	217,254.76
43-08	OTROS DERECHOS	685,782.88	317,891.44	2,000.00	319,891.44	365,891.44
43-09	INGRESOS (OROMAPAS)	300,000.00	0.00	0.00	0.00	300,000.00
50		57,000.00	4,073.03	52,668.62	56,741.65	258.35
51	Productos de tipo corriente	57,000.00	4,073.03	52,668.62	56,741.65	258.35
51-01	PRODUCTOS FINANCIEROS	40,000.00	4,073.03	52,668.62	56,741.65	-16,741.65
51-02	OTROS PRODUCTOS	17,000.00	0.00	0.00	0.00	17,000.00
60		427,474.94	80,433.20	149,743.25	230,176.45	197,298.49
62	Aprovechamiento de tipo Corriente	30,000.00	1,607.19	0.00	1,607.19	28,392.81
62-01	MULTAS	30,000.00	1,607.19	0.00	1,607.19	28,392.81
64	Aprovechamiento de tipo Corriente	80,000.00	0.00	0.00	0.00	80,000.00
64-01	REINTEGROS	80,000.00	0.00	0.00	0.00	80,000.00
67	Aprovechamiento de tipo Corriente	317,474.94	78,826.01	149,743.25	228,569.26	88,905.68
67-01	APROVECHAMIENTOS POR APORTACIONES Y COOPERA	200,000.00	78,826.01	149,743.25	228,569.26	-28,569.26
67-04	REFERENDO 2016 OIC	117,474.94	0.00	0.00	0.00	117,474.94
80		262,051,304.28	139,081,934.66	71,880,160.95	210,962,095.61	51,089,208.67
81	Participaciones	42,760,162.83	21,499,475.12	14,323,771.36	35,823,246.48	6,936,916.35
81-01	FONDO GENERAL DE PARTICIPACIONES	20,181,784.00	12,672,366.00	5,661,510.48	18,333,876.57	1,847,907.43
81-02	FONDO DE FOMENTO MUNICIPAL	6,879,094.63	3,578,896.22	1,736,673.96	5,315,570.22	1,563,524.41

Bajo protesta de decir verdad declaramos que los Estados Financieros y sus notas, son razonablemente correctos y son responsabilidad del emi



Cuenta	Fuente de Ingresos	Ley de Ingresos Modificada	Saldo Anterior Recaudado	Recaudado en el Periodo	Saldo Final Recaudado	Presupuesto por Recaudar
81-03	IMPUESTO ESPECIAL SOBRE PRODUCCION Y SERVIC	1,964,511.00	1,027,419.51	457,155.61	1,484,575.12	479,935.88
81-04	FONDO DE FISCALIZACION (FOFIE)	1,419,680.00	669,017.09	334,520.33	1,003,537.42	416,142.58
81-05	I. E. P. S. GASOLINA Y DIESEL	1,545,407.00	545,249.56	414,307.71	959,557.27	585,849.73
81-06	FONDO DE COMPENSACIONES (FOCO)	6,024,106.94	1,956,124.31	1,524,965.85	3,481,090.16	2,543,016.78
81-07	I. S. A. N.	206,879.00	137,505.35	93,452.93	230,958.28	-24,079.28
81-08	FONDO DE COMPENSACION I. S. A. N.	23,915.36	0.00	0.00	23,915.36	23,915.36
81-09	TENENCIA VEHICULAR	4,231.44	2,115.22	0.00	2,115.22	2,116.22
81-11	INGRESOS COORDINADOS MUNICIPALES	43,865.46	21,932.73	4,604.49	26,537.22	17,328.24
81-12	FONDO IMPUESTO SOBRE LA RENTA	4,466,688.00	888,849.00	4,096,580.00	4,985,429.00	-518,741.00
<b>82</b>	<b>Aportaciones</b>	<b>172,647,775.72</b>	<b>105,485,197.78</b>	<b>34,248,789.82</b>	<b>139,733,987.60</b>	<b>32,913,788.12</b>
82-01	FAIS	133,626,455.45	80,175,873.42	26,725,291.14	106,901,164.56	26,725,290.89
82-02	FORTAMUN	24,753,990.27	12,376,995.36	6,188,497.68	18,565,493.04	6,188,497.23
82-04	FONDO VIII FONDO DE FORTALECIMIENTO DE ENTI	879,067.00	0.00	879,067.00	879,067.00	0.00
82-06	FISE APORTACION ESTATAL	13,388,263.00	12,932,329.00	455,934.00	13,388,263.00	0.00
<b>83-01</b>	<b>CONVENIOS RAMO VI</b>	<b>32,208,811.75</b>	<b>9,535,116.01</b>	<b>20,563,943.03</b>	<b>30,099,059.04</b>	<b>2,109,752.71</b>
83-01-01-0001	CDI APORTACION FEDERAL	28,182,710.27	8,343,226.51	19,105,868.28	27,449,094.79	733,615.48
83-01-01-0002	CDI APORTACION ESTATAL	4,026,101.48	1,191,889.50	1,458,074.75	2,649,964.25	1,376,137.23
<b>83-02</b>	<b>CONVENIOS RAMO XX</b>	<b>1.00</b>	<b>0.00</b>	<b>0.00</b>	<b>0.00</b>	<b>1.00</b>
83-02-01-0001	CONVENIOS	1.00	0.00	0.00	0.00	1.00
<b>83-03</b>	<b>CONVENIOS RAMO XXXIII</b>	<b>13,895,972.98</b>	<b>2,044,555.75</b>	<b>2,743,656.74</b>	<b>4,788,212.49</b>	<b>9,107,760.49</b>
83-03-05-0001	FFIEM FORTALECE 2017	2,044,556.00	2,044,555.75	0.00	2,044,555.75	0.25
83-03-05-0002	FFIEM FORTALECE 2-2017	11,851,416.98	0.00	2,743,656.74	2,743,656.74	9,107,760.24
<b>83-05</b>	<b>RAMO 16</b>	<b>538,580.00</b>	<b>517,590.00</b>	<b>0.00</b>	<b>517,590.00</b>	<b>20,990.00</b>
83-05-02-0001	CONAFOR SANIDAD	209,900.00	188,910.00	0.00	188,910.00	20,990.00
83-05-03-0001	CONAFOR BRIGADAS CONTRA INCENDIOS	328,680.00	328,680.00	0.00	328,680.00	0.00
<b>Gran Total=&gt;</b>		<b>265,221,079.04</b>	<b>140,160,195.77</b>	<b>72,183,512.95</b>	<b>212,343,708.72</b>	<b>52,877,370.32</b>

C. ADAN FRAUSTO ARELLANO  
PRESIDENTE MUNICIPAL


LAE. NORMA CRISTAL ALVAREZ LOPEZ  
TESORERA MUNICIPAL



MUNICIPIO DEL NAYAR  
ESTADO DE NAVARRIT  
Analítico Mensual de Ingresos Recaudado al 30/sep/17 (Cuentas con Movimiento)  
(Cifras en pesos y centavos)

Fecha de Impresión:  
25-Oct-17  
Página: 2

Cuenta	Nombre de la cuenta	Ley de Ingresos Modificada (1)	Ene	Feb	Mar	Abr	May	Jun	Jul	Ago	Sep	Oct	Nov	Dic	Total	Diferencia (1-2)
81-07	L. S. A. N.	206,879.00	0.00	32,732.97	24,017.95	21,342.50	5,978.59	53,433.34	27,201.95	28,801.98	37,449.00	0.00	0.00	0.00	230,958.28	-24,079.28
81-08	FONDO DE COMPENSACION I. S. A. N.	23,915.36	0.00	5,978.59	5,978.59	0.00	0.00	-1,957.18	0.00	0.00	0.00	0.00	0.00	0.00	0.00	23,915.36
81-09	TENENCIA VEHICULAR	4,231.44	0.00	284.27	919.47	112.44	0.00	799.04	0.00	0.00	0.00	0.00	0.00	0.00	2,115.22	2,116.22
81-11	INGRESOS COORDINADOS MUNICIPALE	43,865.46	0.00	0.00	0.00	17,616.63	2,347.10	1,969.00	1,489.89	0.00	3,114.60	0.00	0.00	0.00	26,537.22	17,328.24
81-12	FONDO IMPUESTO SOBRE LA RENTA	4,466,688.00	0.00	542,427.00	55,026.00	8,108.00	117,923.00	165,365.00	2,938,701.00	427,243.00	730,536.00	0.00	0.00	0.00	4,985,429.00	-518,741.00
82	Aportaciones	172,947,175.72	2,062,832.56	26,798,123.70	19,339,292.13	21,891,643.13	15,425,478.13	16,304,545.13	15,891,412.13	2,062,832.56	2,062,832.56	0.00	0.00	0.00	139,733,987.60	32,913,788.12
82-01	FANS	133,626,455.45	0.00	26,725,291.14	13,362,645.57	13,362,645.57	13,362,645.57	13,362,645.57	13,362,645.57	13,362,645.57	13,362,645.57	0.00	0.00	0.00	106,901,164.56	26,725,290.89
82-02	FORTAMUN	24,753,990.27	2,062,832.56	2,062,832.56	2,062,832.56	2,062,832.56	2,062,832.56	2,062,832.56	2,062,832.56	2,062,832.56	2,062,832.56	0.00	0.00	0.00	18,565,493.04	6,188,497.23
82-04	FONDO VIII FONDO DE FORTALECIMIENT	879,067.00	0.00	0.00	0.00	0.00	0.00	0.00	879,067.00	0.00	0.00	0.00	0.00	0.00	879,067.00	0.00
82-06	FISE APORTACION ESTATAL	13,388,263.00	0.00	0.00	3,913,814.00	6,466,165.00	2,552,350.00	0.00	0.00	455,934.00	0.00	0.00	0.00	0.00	13,388,263.00	0.00
83-01	CONVENIOS RAMO VI	32,208,811.75	0.00	0.00	0.00	0.00	9,535,116.01	0.00	10,731,858.58	1,384,992.84	8,447,491.61	0.00	0.00	0.00	30,099,059.04	2,109,752.71
83-01-01-0001	CDI APORTACION FEDERAL	28,182,710.27	0.00	0.00	0.00	8,343,226.51	0.00	10,206,523.30	451,653.37	8,447,491.61	0.00	0.00	0.00	0.00	27,449,094.79	733,615.48
83-01-01-0002	CDI APORTACION ESTATAL	4,026,101.48	0.00	0.00	0.00	1,191,889.50	0.00	525,335.28	932,738.47	0.00	0.00	0.00	0.00	0.00	2,649,964.25	1,376,137.23
83-02	CONVENIOS RAMO XX	1.00	0.00	0.00	0.00	0.00	0.00	0.00	0.00	0.00	0.00	0.00	0.00	0.00	1.00	1.00
83-02-01-0001	CONVENIOS	1.00	0.00	0.00	0.00	0.00	0.00	0.00	0.00	0.00	0.00	0.00	0.00	0.00	1.00	1.00
83-03	CONVENIOS RAMO XXIII	13,895,572.99	0.00	0.00	0.00	1,022,277.88	0.00	1,022,277.87	2,743,656.74	0.00	0.00	0.00	0.00	0.00	4,788,212.49	9,107,760.49
83-03-05-0001	FREM FORTALECE 2017	2,044,556.00	0.00	0.00	0.00	1,022,277.88	0.00	1,022,277.87	0.00	0.00	0.00	0.00	0.00	0.00	2,044,555.75	0.25
83-03-05-0002	FREM FORTALECE 2-2017	11,851,416.98	0.00	0.00	0.00	0.00	0.00	2,743,656.74	0.00	0.00	0.00	0.00	0.00	0.00	2,743,656.74	9,107,760.24
83-05	RAMO 16	539,580.00	0.00	0.00	0.00	0.00	197,208.00	320,382.00	0.00	0.00	0.00	0.00	0.00	0.00	517,590.00	20,990.00
83-05-02-0001	CONAFOR SANIDAD	209,900.00	0.00	0.00	0.00	0.00	0.00	188,910.00	0.00	0.00	0.00	0.00	0.00	0.00	188,910.00	20,990.00
83-05-03-0001	CONAFOR BRIGADAS CONTRA I	328,680.00	0.00	0.00	0.00	0.00	197,208.00	131,472.00	0.00	0.00	0.00	0.00	0.00	0.00	328,680.00	0.00
<b>Total =&gt;</b>		265,221,079.04	4,792,900.11	32,141,292.96	22,811,681.17	26,460,343.96	32,446,386.44	21,507,591.13	35,807,539.81	21,786,786.53	14,589,186.61	0.00	0.00	0.00	212,343,708.72	52,877,370.32

  
C. ADAY FRAUSO ARELLANO  
PRESIDENTE MUNICIPAL


  
I.A.E. NORMA CRISTAL AVAREZ LOPEZ  
TESORERA MUNICIPAL















MUNICIPIO DEL NAVAR  
ESTADO DE NAVARIT  
Estado Analítico de la Deuda y Otros Pasivos  
Del 1o de Enero AL 30-sep-2017  
(Cifras en pesos y centavos)

DENOMINACIONES DE LAS DEUDAS MONEDA DE CONTRATACIÓN	Institución o País Acreedor del Periodo"	Saldos al		Movimientos del Periodo				Saldos al	
		Momento "N-1	Amortización Bruta	Colocación Bruta	Endudamiento Neto del Periodo	Depuración o Conciliación	Variación del Endudamiento	Momento "N del Periodo"	
Pesos M.N. N DE LA DEUDA INTERNA CON INS		0.00	2,200,000.00	2,200,000.00	0.00		0.00	0.00	0.00
	SUBTOTAL =>	0.00	2,200,000.00	2,200,000.00	0.00		0.00	0.00	0.00
<b>DEUDA PÚBLICA INTERIOR A LARGO PLAZO</b>									
Pesos M.N. N DE LA DEUDA INTERNA CON INS		0.00	2,200,000.00	2,200,000.00	0.00		0.00	0.00	0.00
	SUBTOTAL =>	0.00	2,200,000.00	2,200,000.00	0.00		0.00	0.00	0.00
<b>OTROS PASIVOS</b>									
Pesos M.N.	Otros pasivos	13,832,092.88	204,617,285.26	215,413,629.65	10,796,344.39		10,796,344.39	24,628,437.27	24,628,437.27
	SUBTOTAL =>	13,832,092.88	204,617,285.26	215,413,629.65	10,796,344.39		10,796,344.39	24,628,437.27	24,628,437.27
	<b>TOTAL DEUDA Y OTRO PASIVOS =&gt;</b>	<b>13,832,092.88</b>	<b>209,017,285.26</b>	<b>219,813,629.65</b>	<b>10,796,344.39</b>		<b>10,796,344.39</b>	<b>24,628,437.27</b>	<b>24,628,437.27</b>

C. ADAN FRAUSTO ARELLANO  
PRESIDENTE MUNICIPAL

LAE. NORMA CRISTAL ALVAREZ LOPEZ  
TESORERA MUNICIPAL